

Gate valve wrenches data sheet

Opens gate valves up to DN 1.000 very easy



Powerful. Safe.

- » The rugged planet gear unit leads to an enormous increase in service life of the entire machine
- » Our gate valve wrenches work rapidly and reliably. The electronically infinite torque settings and the soft start-up behaviour of the motor make a sudden tearing away of the gate valve spindle impossible
- » The complete motor unit can be rotated through 360° in all models and adapts comfortably to your application case due to the ergonomic design. The reaction forces are securely accommodated by the device. The operator can easily open even jammed gate valves up to size DN 1.000
- » Available with electric or cordless power system
- » Brushless Technology – low-maintenance and modern control system
- » Ergonomic grip

Technical data

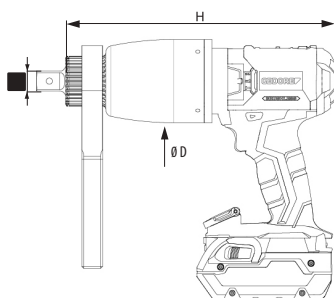
Type	~ Nm max ^{*1}	~ lbf-ft max ^{*1}	~ U/min	■	Ø D mm	H mm	⚖ ^{*2}
LDA - 05S	500	369	46	3/4"	80	255	3.3
LDA - 07S	700	516	29	3/4"	80	287	3.9
LDA - 09S	900	664	20	3/4"	80	287	3.9
LDE - 075S	770	570	25	3/4"	80	440	5.1
LDE - 09S	900	670	17	3/4"	80	440	5.2
LEW - 09S	900	670	18	3/4"	80	220	6.5

^{*1}Breakaway torque in 1st gear
Other torques on request

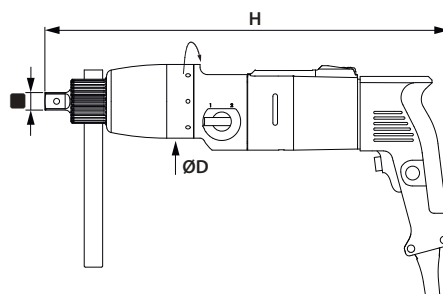
^{*2}Without reaction arm

All rights reserved.

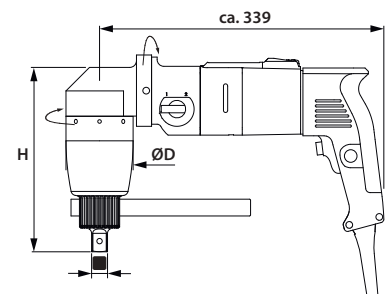
Subject to modifications without prior notice.



LDA-S battery-operated



LDE-S electric straight version



LEW-S electric angled version