

# THE TORQUE MULTIPLIER

## SERIES LKV 50 - 54000 Nm



### Popular for maintenance purposes - LKV-12

- » The smallest of the LKV series is a powerhouse that hasn't lost any of its robustness and torque power.
- » Fits in your trouser pocket if required - temperature-independent - can be used excellently as on-board tooling

### Load and cold test

- » tested down to -40°C - in case of overload there is no danger for operator or device due to the predetermined breaking point (sun wheel)

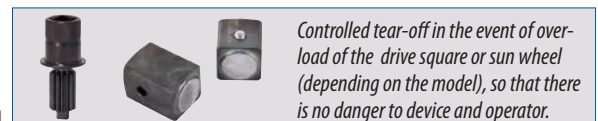
LKV-12	LKV-40	LKV-40RS	LKV-60RS	LKV-80RS	LKV-100RS	LKV-120RS	LKV-550RS
Reaction arm: ST, cranked 3/4" / dB48 with hold function	ST, cranked 1" / dB68 with hold function	ST, cranked 1" / dB68 with hold function	ST, cranked 1 1/2" / dB78 with hold function	ST, cranked 1 1/2" / dB78 with hold function	LM, cranked 1 1/2" / dB78 with protective shoe and hold function	LM, cranked 1 1/2" / dB92 with protective shoe and hold function	reaction plate for welding on of special construc- tions

### Especially suitable for:

- Machinery and plant construction
- Shipbuilding, aircraft construction, railway construction
- Cable cars, lifts and masts
- Heavy industry, construction sites
- Refineries, plastics industry
- Bridge construction
- Power stations of all kinds

### Execution:

- Mechanical, manually operated force multiplier for controlled screw tightening and for loosening screw connections
- With non-destructive overload protection „Slipper“ for protection of the gearbox
- Optionally with straight reaction arm L-version, with adjustable reaction square, made of light metal
- Models with maximum load in the range from max. 1300 Nm to max. 54000 Nm
- With model-dependent, cranked reaction arm Z-version
- To be operated in conjunction with a torque wrench
- Output square edge with bore for impact sockets with locking pin and locking ring



- Duplication in transmission ratio 1:18, 1:22, 1:28,5, 1:39
- With two-stage planetary gear
- Accuracy: better than +/- 3% tolerance
- Housing made of high-performance aluminium

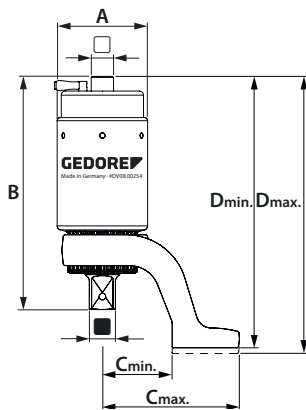
### Scope of delivery:

- With cranked reaction arm Z-version
- Delivery in transport case with foam insert
- Factory calibration certificate
- Torque calculator

## Technical data

### LKV with RA in Z-version (standard scope)

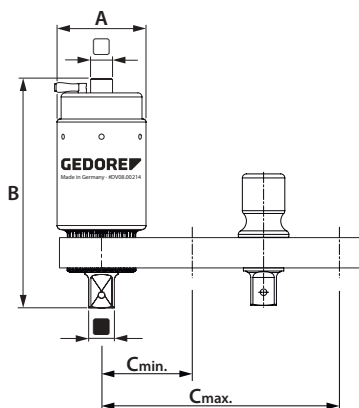
Type	Nm max	lbf-ft max	Nm min / max <sup>*1</sup>	lbf-ft min / max <sup>*1</sup>	⚙️ <sup>*2</sup>	□	■	Cmax. mm	Cmin. mm	Dmax. mm	Dmin. mm	A mm	B mm	⚖️ <sup>*3</sup> Tool	⚖️ RA	⚖️ Total
LKV-12	270	200	50-1300	40-950	1:5	1/2"	3/4"	95	56	173	165	80	132.5	1.3	0.6	1.9
LKV-40	300	220	500-4000	400-2930	1:16	1/2"	1"	133	68	256	250	88	212.8	3.9	1.5	5.4
LKV-40RS	310	230	500-4000	400-2930	1:16	1/2"	1"	133	68	270	264	88	226.9	4.2	1.5	5.7
LKV-60RS	400	300	650-6000	500-4400	1:18	3/4"	1 1/2"	190	110	324	316	102	256.2	6.6	3.9	10.5
LKV-80RS	420	310	800-8000	600-5870	1:22	3/4"	1 1/2"	190	110	342	338	128	276.5	9.1	4.3	13.4
LKV-100RS	410	305	1000-10000	700-7330	1:28.5	3/4"	1 1/2"	216	120	356	350	142	291.5	10.9	3.0	13.9
LKV-120RS	380	280	1320-13000	1000-9530	1:39	3/4"	1 1/2"	229	126	379	372	174.5	306	17.0	3.9	20.9
LKV-550RS	380	280	5500-54000	4000-40330	1:175	3/4"	2 1/2"	--	--	--	--	270	414.5	64.6	--	64.6



<sup>\*1</sup> Maximum load limit! Take into account reserve of ~25% when selecting a device and, where applicable, note increased loosening torques!  
<sup>\*2</sup> Approx. data (gear ratio)  
<sup>\*3</sup> Without reaction arm  
 All rights reserved. Subject to modifications without prior notice.

### LKV with straight RA (RA in L-version available as additional accessory, in standard scope with RA in Z-version)

Type	Nm max	lbf-ft max	Nm min / max <sup>*1</sup>	lbf-ft min / max <sup>*1</sup>	⚙️ <sup>*2</sup>	□	■	Cmax. mm	Cmin. mm	A mm	B mm	⚖️ <sup>*3</sup> Tool	⚖️ RA	⚖️ Total
LKV-12	270	200	50-1300	40-950	1:5	1/2"	3/4"	159	60	80	132.5	1.3	0.8	2.1
LKV-40	300	220	500-4000	400-2930	1:16	1/2"	1"	234	86	88	212.8	3.9	1.7	5.6
LKV-40RS	310	230	500-4000	400-2930	1:16	1/2"	1"	234	86	88	226.9	4.2	1.7	5.9
LKV-60RS	400	300	650-6000	500-4400	1:18	3/4"	1 1/2"	315	120	102	256.2	6.6	4.0	10.6
LKV-80RS	420	310	800-8000	600-5870	1:22	3/4"	1 1/2"	315	120	128	276.5	9.1	4.0	13.1



<sup>\*1</sup> Maximum load limit! Take into account reserve of ~25% when selecting a device and, where applicable, note increased loosening torques!  
<sup>\*2</sup> Approx. data (gear ratio)  
<sup>\*3</sup> Without reaction arm  
 All rights reserved. Subject to modifications without prior notice.

**ATTENTION!**  
 The straight reaction arms for the LKV series are supplied with a circlip and have no hold function.